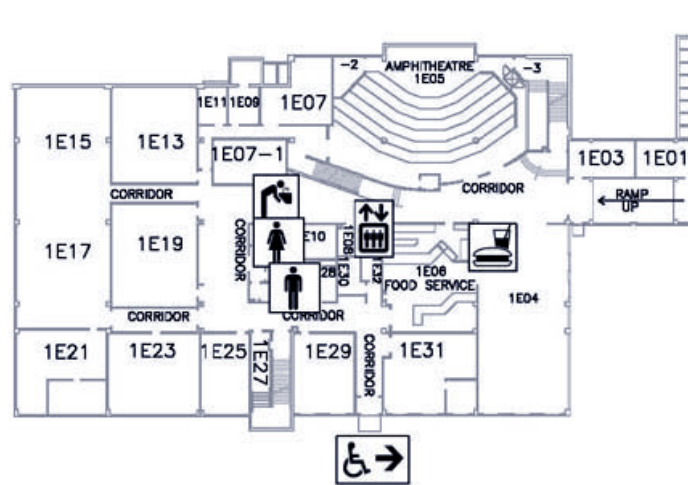




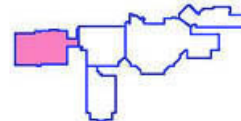
# E WING LEVEL 1



## LEGEND

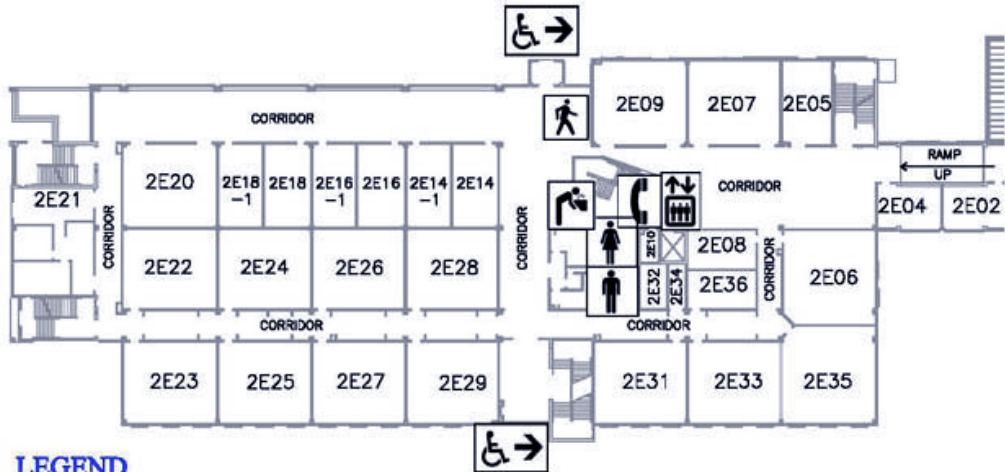
-  ELEVATOR
-  SAFE ZONE
-  WALK SAFE
-  PAY PHONE
-  TTY PAY PHONE
-  EMERGENCY TELEPHONE
-  MEN'S WASHROOM
-  WOMAN'S WASHROOM
-  HANDICAP BATHROOM
-  FOOD SERVICES
-  DRINKING FOUNTAIN
-  PARKING (SECURITY) -2B10
-  AUTOMATIC DOORS
-  WHEEL CHAIR ACCESSIBLE DOOR
-  LIBRARY (B WING) -2B18
-  DISABILITY SERVICES (SLC, 1A107)
-  CAREER DROP-IN CENTRE
-  STUDENT SERVICES (SLC, 1A101)
-  BOOKSTORE (DOOR 1) -2A215

E WING  
LEVEL 1





# E WING LEVEL 2



## LEGEND

- ELEVATOR
- SAFE ZONE
- WALK SAFE
- PAY PHONE
- TTY PAY PHONE
- EMERGENCY TELEPHONE
- MEN'S WASHROOM
- WOMAN'S WASHROOM
- HANDICAP BATHROOM
- FOOD SERVICES
- DRINKING FOUNTAIN
- PARKING (SECURITY) -2B10
- AUTOMATIC DOORS
- WHEEL CHAIR ACCESSIBLE DOOR
- LIBRARY (B WING) -2B18
- DISABILITY SERVICES (SLC, 1A107)
- CAREER DROP-IN CENTRE
- STUDENT SERVICES (SLC, 1A101)
- BOOKSTORE (DOOR 1) -2A215

